

6AYEM-ET

Continuous-rating 555kW (755hp)
M-rating 610kW (829hp)



- Common Rail system
- 6-cylinder, direct injection, heat exchanger cooling.
- Turbocharger + intercooler.
- 4-valves per cylinder for higher combustion efficiency.
- Available either with marine gear or without marine gear.
- Conform to IMO Tier II emissions regulations.

Specifications

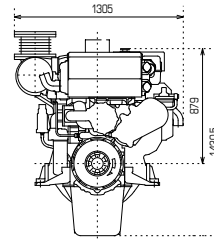
Model	6AYEM-WET
Number of cylinders	6 in-line
Bore × stroke	mm 155 × 180
Displacement	lit. 20.379
Rated output	kW(hp)/rpm M : 610(829)/1900 C : 555(755)/1840
Combustion system	Direct injection
Aspiration	Turbocharger + intercooler
Starting system	Electric starting motor (24V 8.0kW)
Cooling system	Heat exchanger
Size of flywheel housing and flywheel	SAE #0 and 18 in.
Dry mass	kg 2418 (without marine gear)
Dimensions (L×W×H)	mm 2000×1305×1531

Marine gear specifications

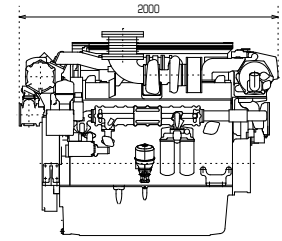
Engine model : 6AYM-WET M-rating	
Model	YXH-240-7
Type	Hydraulic multi-disc clutch
Reduction ratio (Ahead)	1.95 2.27 2.56 3.03 348
Direction of rotation (propeller shaft)	Clockwise or counterclockwise
Dry weight	kg 632

Dimensions Unit:mm

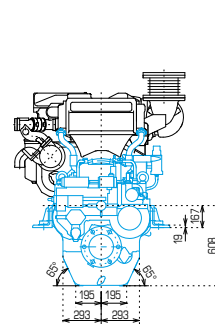
Engine only / Front view



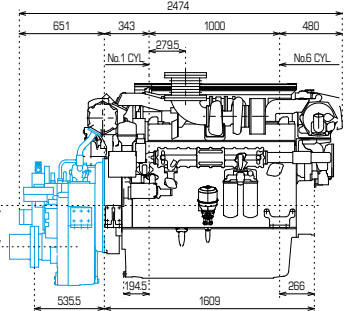
Engine only / Right side view



With YXH240 gearbox / Rear view



With YXH240 gearbox / Right side view



— Marine gear

Performance curves

